


FleXinspect T



The comprehensive inspection solution offering versatility, value, and flexibility

- A reliable and uniquely configurable platform that easily allows additional inspection functionality and redundancy as needed. The FleXinspect T provides unmatched modular versatility, value, and flexibility for glassmakers' current and future requirements.
- Reduced line space and maintenance
- Higher speeds and larger ware
- Precise container rotation
- Non-contact vision gauging (plug, ring, dip)



Complete cold end inspection

The FlexInspect T gives glass manufacturers a total inspection solution, as the fully equipped system is capable of providing all the necessary cold end inspections. The unique design of the servo-driven handling devices allows inspections that in the past were not possible with rotary inspection machines.

As a component of the FlexInspect family, the FlexInspect T can be used in concert with the other FlexInspect machines to create the most comprehensive inspection solution in today's market.

Reduced line space and maintenance

- Multi-function configurations reduce the total number of machines per inspection leg
- High speed machinery reduces the number of inspection legs per forming line
- Significant maintenance and labor savings due to fewer inspection machines in the production area

Higher speeds and larger ware

- Starwheel design allows higher speeds on large diameter containers
- Flexible starwheel pocket configurations maximize throughput (BPM)
- Synchronized servo technologies optimize overall machine efficiency

Non-contact vision gauging (plug, ring, dip)

- Elimination of possible contamination or damage to the finish
- High speed operation with improved accuracy
- Simple and quick setup

Precise container rotation

- Servo-driven rotator with modular design for improved operation
- Servo technologies providing rotation performance feedback
- Modular design allows maximum setup flexibility



Features

- All inspections in one machine
- Modular/Expandable inspection systems
- Cavity correlation of all defects
- Non-contact gauging for the finish
- Integrated inspection conveyors
- Brushless non-round container handling
- Traceability of change (who, what, when)
- 840mm servo driven starwheel
- 5 modular servo driven rotation devices
- Servo-driven infeed screws
- Servo-driven starwheel
- Live belt outfeed handling system

Available Inspections

- Modulated Check Detection
- Mold Number Reader – Heel codes
- Vision Plug/Ring/Dip/Saddle/Height
- Wall Thickness – 4 elevation
- 2 point Out of Round (2 positions)
- Mechanical Plug / Ring
- Mechanical Dip / Saddle / Height
- Vision Mold Number Reader – Alpha Numeric / Bottom Dots
- Sidewall / Sidewall Stress
- Base / Base Stress
- Sealing Surface / Wire Edge
- Dimensional (height, diameter, lean)
- Tramp Glass
- Vision Check

Ware Range

- Height: 35mm-381mm
- Body Diameter: 16mm - 170mm

Equipment Details

Pockets	Max. Diameter	Inspection Stations	Available Rotation Stations
9	170mm	5	3
12	152mm	7	5
18	107mm	10	6
24	79mm	13	9
30	66mm	16	9
36	53mm	19	9

Typical Production Speeds

Type	Pockets	Production Speed	Burst Speed
Large Ware	9	Up to 120	140
Wine	12	Up to 250	270
	18	Up to 300	320
Beer	24	Up to 350	370
	30	Up to 370	400
Pharma	36	Up to 350	370
Non Round	9	Up to 90	100
	12	Up to 165	180
	24	Up to 200	220



Scout Technology

FleXinspect is powered by SCOUT technology that enables new levels of automation, performance and simplicity. SCOUT is the foundation that will support future advancements in hollow glass inspection.



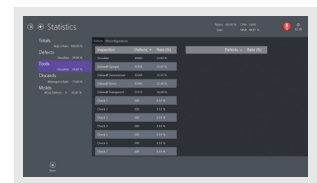
FleXinspect T Upper Sidewall

Improved inspection performance with linear scan technology



FleXinspect T Glass Thickness

Graphical user interface for fast, repeatable setups



FleXinspect T Statistics

Detailed statistics for inspections and defect types detected

Specifications

Power requirements

380 to 480 VAC, 3 Phase, 25 Amps

NOTE: Transformer required for any other voltage.

Air requirements

Minimum 3.5 bar nominal [50 psi]

Maximum 0.8 to 0.85 m3/minute

Environmental considerations

Temperature Max. 50 °C [122 °F]

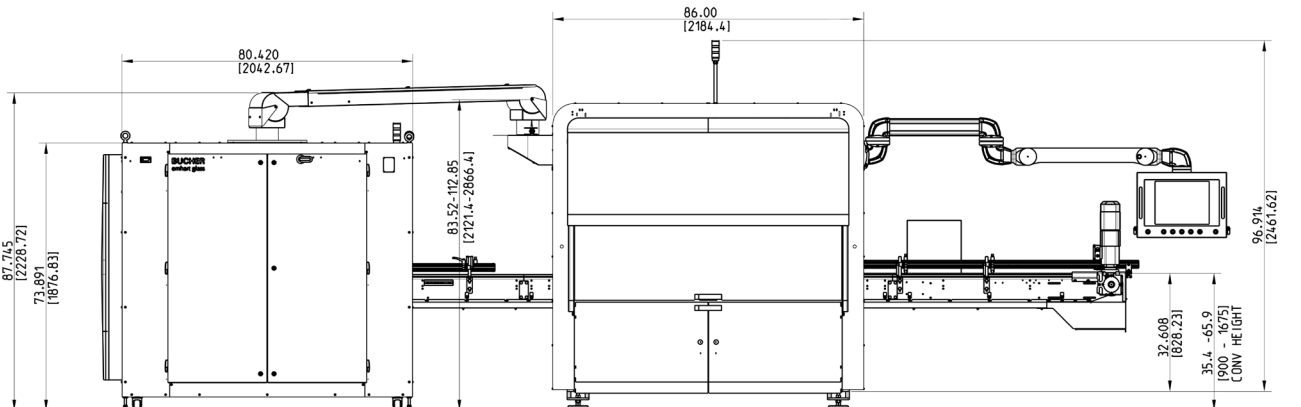
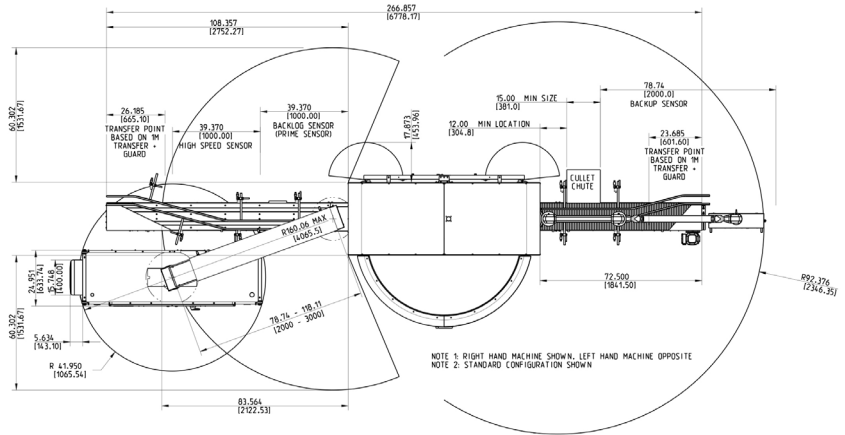
Relative humidity Max. 95% relative humidity (non-condensing)

Machine speed

Maximum of 400 bpm

Minimum of 60 bpm

(Speed is affected by container dimensions, shape, starwheel configuration, and plug penetration)



Specifications are subject to change. Actual performance depends on specific application, container size, and line speed. Dimensions represent nominal machine size and are not for installation purposes.

Bucher Emhart Glass
 Hinterbergstrasse 22
 CH-6312 Steinhausen
 Tel. +41 41 749 42 00
 Fax +41 41 749 42 71
 webmaster@bucheremhartglass.com
 www.bucheremhartglass.com

Bucher Emhart Glass is a company with a rich heritage and a tradition of excellence that we are proud to continue today. Our founders laid the foundations for automation in glass manufacturing, setting us on a course of marketleading innovations that has lasted for over a century. We created the industry-standard IS machine and have repeatedly delivered game-changing innovations in gob forming, container forming, automation, control and inspection.

Growing strategically through new branches, alliances and acquisitions, we have developed into a true global enterprise with the power to serve customers around the world with speed, responsiveness and understanding. Our global footprint provides the very best in established expertise, economical manufacturing, and hands-on client support.

Our work is underpinned by a profound and unshakeable belief in glass as a packaging material. And we back up that belief with investment in R&D. Driven by our clients' priorities, we continue to work towards new milestones in production speed, product quality, testing precision, and glass container strength. The ideas we have today will deliver the improvements of tomorrow.